



NEW

ALLGRIP PRO

ジムニー

JIMNY

ADVANCE



Standard and optional equipment available may vary for individual markets. Please enquire at your dealers, as specifications and illustrations may refer to models not available in your region. Suzuki Motor Corporation reserves the right to change, without notice, prices, colours, materials, equipment, specifications and models, and also to discontinue models.

All photographs in this brochure were taken with relevant permission. Images of the vehicles without number plates on public roads are composite photos.



香港總代理
香島汽車有限公司
九龍九龍灣臨樂街19號南豐商業中心地下G5舖
(臨華街九巴車廠對面)
Tel: (852) 2332 0091 Fax: (852) 2393 1008

澳門經銷商
夏巴工程(澳門)有限公司
澳門馬交石斜坡(黑沙環斜路)1-25號新益花園
第四座地下E座及F座閣樓
Tel: (853) 2871 7585 Fax: (853) 2833 6630

A wide-angle landscape photograph of a volcanic region. The foreground is dominated by dark, jagged volcanic rock formations. In the middle ground, a bright yellow SUV is parked on a dark, rocky path. The background features rolling green hills and mountains under a dramatic, cloudy sky. The overall scene is desolate and rugged.

Nobody But Jimny

My photographic journey began with a survey of the landscape. For the next few weeks, this vast wilderness was home for me, my camera and the Jimny.

Day 1

The hills were steep and rocky, but the Jimny handled them well.
When the skies grew dark, I decided to rest and reflect on the long journey ahead.





Day 5

Rain hit with a vengeance, but the slippery terrain didn't slow me down. The Jimny took everything in stride and I continued on my journey.





EXTERIOR

Ready to conquer the wild

Built to tackle the harshest weather and terrain, the Jimny goes where other vehicles fear to tread. Take on nature's challenges, unleash your spirit of adventure, and get ready to explore.



Optimised bumpers

All's clear for adventure, thanks to angled bumper edges that increase clearance at the wheels for assured climbing over obstacles. Their moulded black material safeguards the body from stone chips and scratches.

LED headlamps with washers ^(GLX)

Take pride in the Jimny's heritage, symbolised by its iconic round headlamps. Washers are standard for the LED headlamps, allowing confident driving in mud, dirt or snow.



Practical drip rail

Let the Jimny take you on your all-weather adventures. The drip rail helps keep your head dry and your spirits bright when entering and exiting by preventing water from dripping off the roof.

Bonnet corners

Stay on top of your surroundings, thanks to a flat and square bonnet, carefully crafted to keep the front corners in view for better situational awareness when navigating uneven terrain.





I N T E R I O R

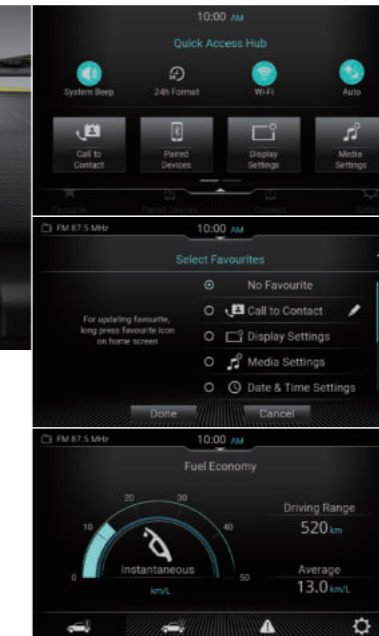
Stay focused on what matters most

In the Jimny, there's little to distract you from driving. Its stylish black interior is humble yet handsome, and the controls are designed for quick and easy operation, even when wearing gloves.



Infrared 9-inch touchscreen

Smartphone linkage display audio works with Apple CarPlay and Android Auto™, allowing the use of various smartphone applications.



Down-to-earth design

Relish the sheer pleasure of simple, straightforward and sensible design. Colours are minimal. Every detail is thoughtfully and attractively crafted to support serious off-roading.


Illuminated meter cluster

In sunlight and moonlight, on and off the road, the meters are always illuminated for clear viewing. Their functional design complements the straightforward beauty of the interior.

Steering system

Keep in touch with the terrain, thanks to a robust ball-screw steering system that provides sufficient feedback yet minimises kickback. The steering wheel is leather-wrapped* for a touch of luxury and can be vertically adjusted by up to 35 mm.


*GLX grade



Apple CarPlay works with your iPhone and Siri to help you get directions, make calls, play music, and send and receive messages using voice commands or the display audio touch panel interface.

*Apple CarPlay is supported in the countries listed at the following link: <https://www.apple.com/ios/feature-availability/#applecarplay-applecarplay> For more details, including iPhone models and iOS versions compatible with Apple CarPlay, see: <https://www.apple.com/ios/carplay/>

*Apple, Apple CarPlay, iPhone and Siri are trademarks of Apple Inc., registered in the U.S. and other countries.



Android Auto™ lets you use voice commands to send messages, get directions, control media and perform other actions. Just say, "Hey, Google" or long press the voice control button on the steering wheel to get started.

*Check g.co/androidauto/requirements for compatibility.

Some features and devices may not be available in all countries. Subject to availability.

*Google, Android, Android Auto, YouTube Music and other marks are trademarks of Google LLC.



11 Note: Items are loosely placed in the rear storage area for illustrative purposes only and should be properly secured while driving.

PROFESSIONAL TOOLS

Pack your gear for adventure

Whether navigating the urban jungle or exploring off the beaten track, the Jimny offers ample space and practical storage features to accommodate every need.



Practical rear storage
 Be packed and ready for every possibility. The thoughtfully designed rear storage area can be expanded by folding the rear seats, and the floor and seatbacks are resin-coated* for easier removal of dirt. Flat all the way across, the expanded rear storage area allows crosswise storage of wide items. Screw holes provide support for optional accessories like luggage bars and utility hooks that enhance versatility and practicality. A rear power socket** also lets you power appliances and tools behind the vehicle.

*GL and GLX grades (luggage box only available for GLX grade)
 **GLX grade

Handy front seat storage

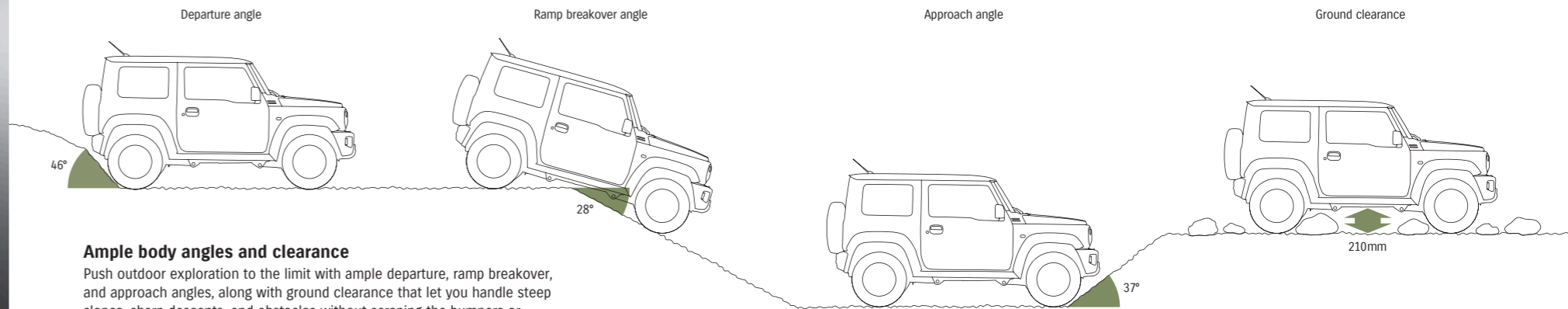
Everything you need is within easy reach. Convenient pockets and trays securely hold your smartphone, beverages, and other personal items close at hand. Nearby USB and accessory sockets allow you to connect and charge your mobile devices effortlessly. A large, ergonomically designed handle offers sturdy support for the front passenger when entering or exiting the vehicle.

Note: Personal items in the photos are shown for illustrative purposes only. Items should be properly secured while driving.



Depend on robust authenticity

Four uncompromising features define the Jimny as a serious off-road machine: a robust ladder frame, three ample body angles, 3-link rigid axle suspensions with coil springs, and 4WD with a low-range transfer gear.



Ample body angles and clearance

Push outdoor exploration to the limit with ample departure, ramp breakover, and approach angles, along with ground clearance that let you handle steep slopes, sharp descents, and obstacles without scraping the bumpers or underbody of the Jimny.

Rigid ladder frame

From the very first generation, the Jimny has always featured a ladder frame that offers a solid foundation for serious off-road performance.

3-link rigid axle suspension with coil spring

Settle for nothing less than full-width rigid axles at both the front and rear, which help the Jimny ensure superior grip on diverse surfaces. When an obstacle pushes one wheel up, the axle presses the other wheel down to increase tyre contact in rough road conditions.



4WD with low range transfer gear

At your command, the Jimny adapts to every situation. Shift the transfer lever to 4L mode when the going gets tough for maximum torque and traction. On flat off-road trails and snow-covered roads, enter 4H to enjoy 4WD traction at higher speeds. Once you return to paved roads, shift to 2H (2WD) mode for a smoother, quieter, and more fuel-efficient ride. Let ALLGRIP PRO satisfy your adventurous mind with its on- and off-road mastery.

ALLGRIP
PRO



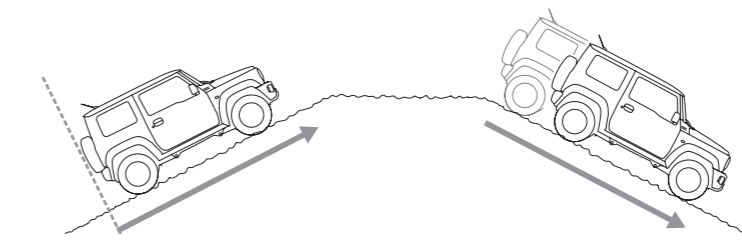
P E R F O R M A N C E

Power your off-road ambitions

Nothing stands in your way when driving the Jimny. It takes you wherever you want to go with unrivalled agility, precise control, and powerful torque when you need it most.

1.5L engine

Feel empowered in the Jimny. Its robust 1.5L engine generates strong torque throughout a wide rpm range for powerful off-road performance. Small and lightweight, it also delivers high fuel efficiency.

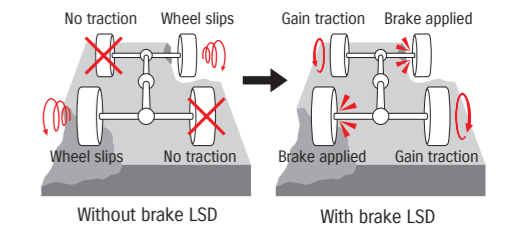


Hill Hold Control

The hill hold control system is designed to assist you in starting to move up hills. When you start to move up a hill, the system helps prevent the vehicle from rolling downward (for approximately 2 seconds) while you move your foot from the brake pedal to the accelerator pedal.

Hill Descent Control

The system is designed to reduce the driver's workload when going down steep, rough and/or slippery hills where the vehicle cannot decelerate enough by engine braking alone. The hill descent control system helps to control vehicle speed by automatically engaging the vehicle's brakes, as needed, so you can concentrate on steering the vehicle.

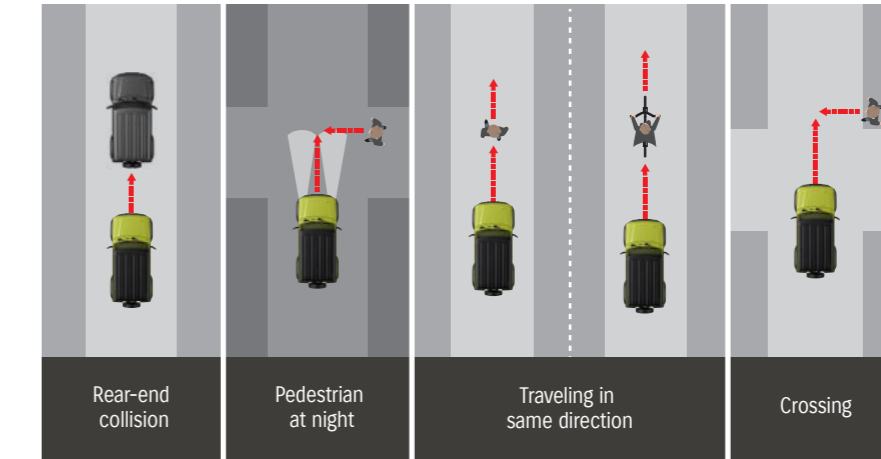


Brake LSD Traction Control

Cover slippery ground with confidence. If two wheels diagonal from each other lose grip while you're travelling over slippery surfaces, this feature is designed to automatically brake the slipping wheels and redistribute torque to the other two wheels, allowing the Jimny to make its escape.

Safeguard yourself and others

Safety is a priority whether trekking through the wilderness or commuting in the city. Thanks to the advanced protective features of Suzuki Safety Support, you can always drive with peace of mind.



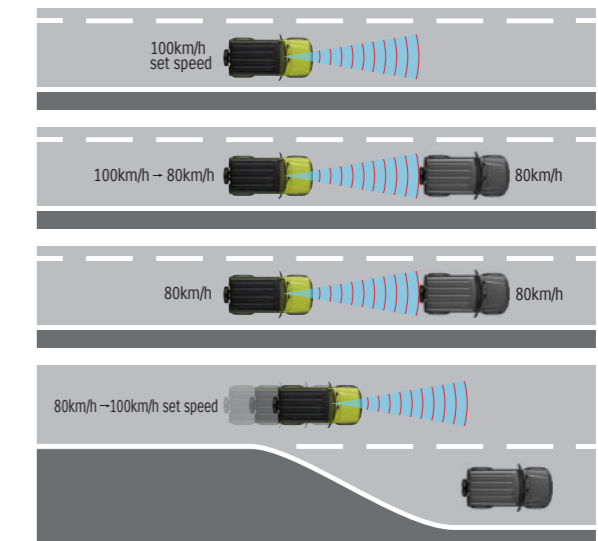
Dual Sensor Brake Support II (DSBS II)

The system employs millimetre-wave radar sensors and a monocular camera to detect vehicles, motorcycles, bicycles* and pedestrian ahead of the Jimny. Audio and visual warnings are issued to alert you if the possibility of a collision arises. If you respond with insufficient brake force, brake assist automatically engages to help slow the vehicle. And if the probability of a collision increases, brake force is applied automatically to help reduce impact force and mitigate damage.

*Daytime only

Adaptive Cruise Control (ACC)

ACC helps reduce driver fatigue on long trips and when driving on highways. The system uses a millimetre-wave radar and a monocular camera to detect the presence and determine the distance to vehicles ahead, accelerating or decelerating as needed to maintain the distance you have set. (You can choose from four distance settings.) If the road ahead is clear, ACC will maintain the speed at which you were traveling when you engaged the system.



1. Constant speed control

If there are no vehicles ahead, the speed set by the driver is maintained.

2. Deceleration control

Speed is reduced to match the speed of the vehicle ahead.

3. Following speed control

Speed is maintained to match the speed of the vehicle ahead.

4. Acceleration control

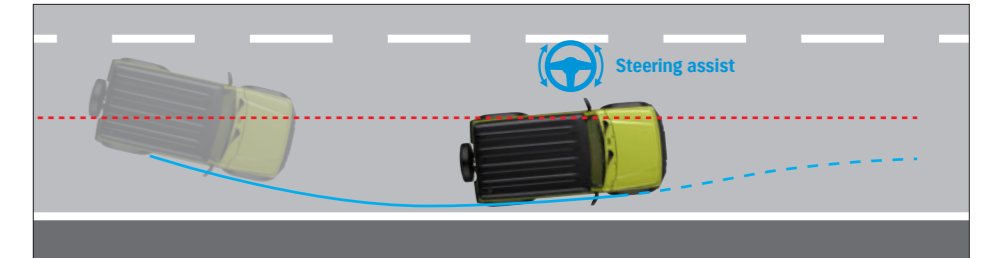
If the vehicle in front departs from the lane and there is sufficient distance from any additional vehicle ahead, the Jimny automatically reaccelerates to the set speed.



S A F E T Y

Lane Departure Prevention (LDP)

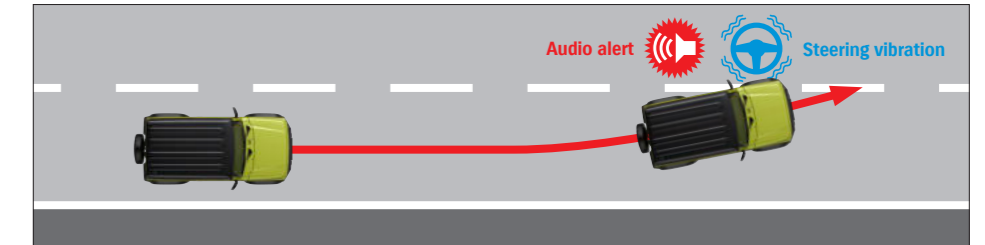
LDP detects the lane demarcation lines and predicts your path of travel as you drive. If the system senses that the vehicle begins to drift from the lane, it provides steering assistance to help return your Jimny to the centre of the lane.



Lane Departure Warning

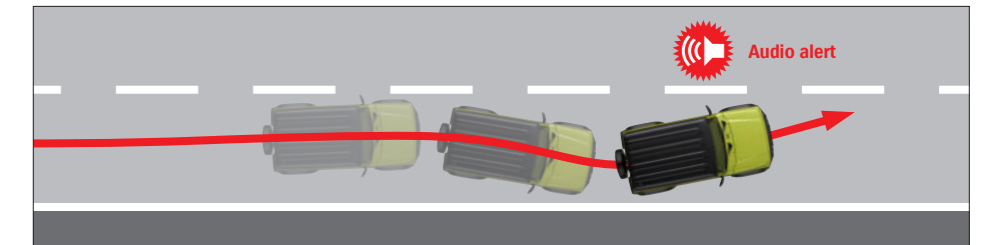
The Jimny helps you stay on track. If you unintentionally stray from your lane while driving at high speed*, this feature is designed to vibrate the steering wheel or sound an audio alert, together with a visual warning to encourage safer driving.

*While travelling at approximately 60km/h or faster.



Weaving Alert

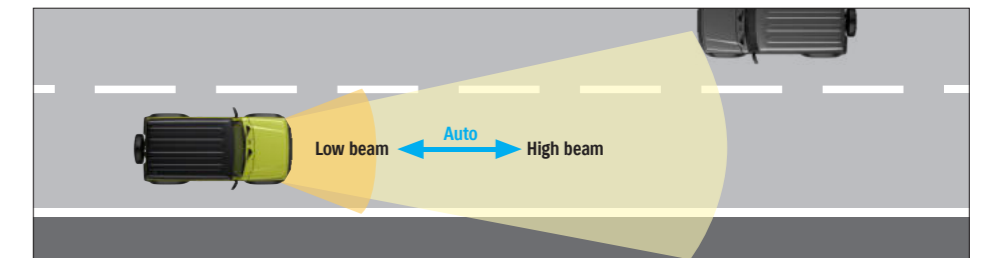
During a long drive, this feature monitors and calculates driving patterns within the lanes. A buzzer will sound and a visible warning will appear on the dashboard if the vehicle is detected to be drifting abnormally to the left or right in its lane.



High Beam Assist

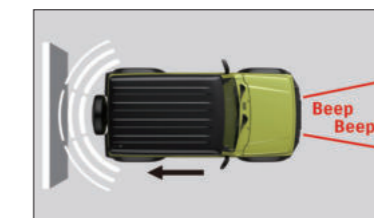
Enjoy safer, more relaxing, and courteous night driving with this feature, which is designed to automatically switch the headlights between high and low beams depending on the lighting conditions and the presence of other vehicles*.

*When travelling 30km/h or faster with the headlamp switch in auto position.



Parking sensors

Ultrasonic sensors in the front and rear bumpers detect obstacles when parking, and warning beeps sound to indicate the obstacle's proximity.



Note: There is a limit to the ability of the millimetre-wave radar and a monocular camera to detect obstacles and lanes, and control the vehicle. Please do not rely on the system: always drive safely. 20



Day 9

From atop a misty mountain, thundering falls came into view. It was a deeply moving moment and the highlight of my long, challenging off-road adventure with the Jimny.

Nobody But Jimny